



U.S. VISAS

U.S. DEPARTMENT OF STATE • BUREAU OF CONSULAR AFFAIRS

 SEARCH

Tourism & Visit

Business

Employment

Study & Exchange

Immigrate

Other Travel

Location

Set Nationality

Embassy: **Moscow**

Nationality: **Not set**



[travel.state.gov](#) > [Visas](#) > **Photo Requirements**

Print Email

Photo Requirements

Starting November 1, 2016, eye glasses will no longer be allowed in visa photos.

Your photo is a vital part of your visa application. To learn more, review the information below on how to provide a suitable photo. Digital images are required for some visa categories, while photos are required for other visa categories. The acceptance of your digital image or photo is at the discretion of the U.S. embassy or consulate where you apply.

We recommend you use a professional visa photo service to ensure your photo meets all the requirements.

Your photos or digital images must be:

- In color
- Sized such that the head is between 1 inch and 1 3/8 inches (22 mm and 35 mm) or 50% and 69% of the image's total height from the bottom of the chin to the top of the head. View the [Photo Composition Template](#) for more size requirement details.
- Taken within the last 6 months to reflect your current appearance
- Taken in front of a plain white or off-white background
- Taken in full-face view directly facing the camera
- With a neutral facial expression and both eyes open
- Taken in clothing that you normally wear on a daily basis
- Uniforms should not be worn in your photo, except religious clothing that is worn daily.
- Do not wear a hat or head covering that obscures the hair or hairline, unless worn daily for a religious purpose. Your full face must be visible, and the head covering must not cast any shadows on your face.
- Headphones, wireless hands-free devices, or similar items are not acceptable in your photo.
- Effective November 1, 2016, eyeglasses are no longer allowed in new visa photos, except in rare circumstances when eyeglasses cannot be removed for medical reasons; e.g., the applicant has recently had ocular surgery and the eyeglasses are necessary to protect the applicant's eyes. A medical statement signed by a medical professional/health practitioner must be provided in these cases. If the

Already Have a Photo?

Use our photo cropping tool to correctly size your photo. No glasses allowed.



START PHOTO TOOL

eyeglasses are accepted for medical reasons:

- The frames of the eyeglasses must not cover the eye(s).
- There must not be glare on eyeglasses that obscures the eye(s).
- There must not be shadows or refraction from the eyeglasses that obscures the eye(s).
- If you normally wear a hearing device or similar articles, they may be worn in your photo.

Review the [Photo Examples](#) to see examples of acceptable and unacceptable photos. Photos copied or digitally scanned from driver's licenses or other official documents are not acceptable. In addition, snapshots, magazine photos, low quality vending machine or mobile phone photos, and full-length photographs are not acceptable.

Please review the additional photo requirements for:

- [Nonimmigrant Visas](#)
- [Immigrant Visas](#)
- [Diversity Visa \(DV\) Program](#)

Additional Information

- [Tips for taking photos yourself](#)
- [Change of Appearance](#)
- [Frequently Asked Questions](#)

Additional Requirements for Nonimmigrant Visas

Applicants using Form DS-160 or Form DS-1648

If you are applying for a nonimmigrant visa by filling out the DS-160 or DS-1648 online form, the form will instruct you to upload your digital image as part of completing the online visa application form. Review the [Digital Image Requirements](#), which also provide additional requirements if you are scanning an existing photo.

Some embassies and consulates require visa applicants to bring one (1) photo, which meets requirements, to the interview. Review the [embassy or consulate](#) instructions where you will apply to learn more.

Additional Requirements for Immigrant Visas

Applicants using Form DS-260

If you are applying for an immigrant visa, using Form DS-260, you must provide **two (2) identical photos** at your immigrant visa interview. Your photos must be:

- Printed on photo quality paper
- 2 x 2 inches (51 x 51 mm) in size

Additional Requirements for the Diversity Visa (DV)

Program

Diversity Visa Program Entrants

If you are entering the Diversity Visa (DV) Program online, you must upload your digital image as part of your entry. Your digital image must be:

- In JPEG (.jpg) file format
- Equal to or less than 240 kB (kilobytes) in file size
-

- In a square aspect ratio (height must equal width)
- 600x600 pixels in dimension

Do you want to scan an existing photo? In addition to the digital image requirements, your existing photo must be:

- 2 x 2 inches (51 x 51 mm)
- Scanned at a resolution of 300 pixels per inch (12 pixels per millimeter)

Diversity Visa Program Selectees

Each DV applicant will need to bring two (2) identical photos to the interview. Your photos must be:

- Printed on photo quality paper
- 2 x 2 inches (51 x 51 mm) in size

Do you want to take the photo yourself?

While we recommend you use a professional visa photo service to ensure your photo meets all the requirements, you may take the photo yourself. Photos must not be digitally enhanced or altered to change your appearance in any way. Please review the following technical requirements and references for guidance on taking your own photo.

- [Photo Composition Template](#)
- [Digital Image Requirements](#)

Use the Department of State's free photo tool to:



- select a digital image stored on your computer
- resize and rotate it if necessary
- crop it to a square image of exactly 600 x 600 pixels, and
- save it to your computer for printing

This tool requires [Adobe Flash Player 10 or later](#).

Taking photos of your baby or toddler

When taking a photo of your baby or toddler, no other person should be in the photo, and your child should be looking at the camera with his or her eyes open.

- Tip 1:** Lay your baby on his or her back on a plain white or off-white sheet. This will ensure your baby's head is supported and provide a plain background for the photo. Make certain there are no shadows on

your baby's face, especially if you take a picture from above with the baby lying down.

Tip 2: Cover a car seat with a plain white or off-white sheet and take a picture of your child in the car seat. This will also ensure your baby's head is supported

Change of Appearance

If your photo(s) or digital image does not reflect your current appearance, even if it is not older than 6 months, the U.S. embassy or consulate will request that you provide a new photo with your application.

Applicants will be requested to obtain a new photo if they have:

- Undergone significant facial surgery or trauma
- Added or removed numerous/large facial piercings or tattoos
- Undergone a significant amount of weight loss or gain
- Made a gender transition

Generally, if you can still be identified from the photo in your visa application, you will not need to submit a new photo. For example, growing a beard or coloring your hair would not generally be considered a significant change of appearance.

If the appearance of your child under the age of 16 has changed due to the normal aging process, he or she will generally not have to provide a new photo. However, the acceptance of your photo or digital image is at the discretion of the U.S. embassy or consulate where you apply.

⌘ [About Us](#)

⌘ [Visa Newsroom](#)

⌘ [Reports and Statistics](#)

⌘ [Law and Policy](#)


⌘ [Find a U.S. Embassy or Consulate](#)


⌘ [Contact Us](#)

⌘ [Careers](#)


⌘ [Consular Notification and Access](#)

STAY CONNECTED

 [Dipnote Blog](#)

 [@travelgov](#)

 [Facebook](#)

 [Youtube](#)

 [Flickr](#)

 [RSS](#)

[travel.state.gov](#)

[U.S. Passports & International Travel](#)

[Students Abroad](#)

[U.S. Visa](#)

[Intercountry Adoption](#)

[International Parental Child Abduction](#)

[Privacy](#) • [Copyright & Disclaimer](#) • [FOIA](#) • [No FEAR Act Data](#) • [Office of the Inspector General](#) • [USA.gov](#) • [GobiernoUSA.gov](#)

This site is managed by the Bureau of Consular Affairs, U.S. Department of State.

